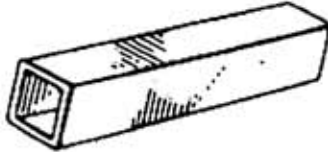
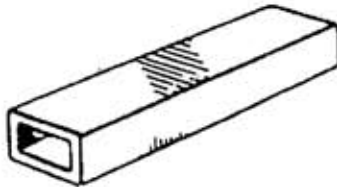


SQUARE - TUBING



SIZE	WT. FT. .042	WT. FT. .049	WT. FT. .060	WT. FT. 0.72	WT. FT. .083	WT. FT. .090	WT. FT. .120	WT. FT. .180	WT. FT. .250
½"	.262	.301	.362						
5/8	.318	.367	.442						
¾	.395	.459	.552						
1	.542	.629	.963	.941	1.03	1.12	1.44		
1¼	.695	.807	.981	1.21	1.34	1.44	1.84		
1½	.822	.956	1.16	1.44	1.54	1.72	2.25	3.4	
2		1.28	1.56	1.94	2.14	2.31	3.05	4.31	5.4
2½					2.73	3.11	3.84	5.59	7.10
3			2.59		3.29	3.75	4.70	6.86	8.80
4					4.47	6.	6.33	9.31	12.02
5							7.84	11.53	15.60
6							9.48	13.98	19.02

RECTANGULAR - TUBING



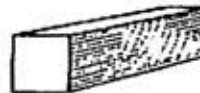
SIZE 20'	WT. FT. 065	WT. FT. 072	WT. FT. 083	WT. FT. 0.95	WT. FT. .120	WT. FT. .188	WT. FT. .250	WT. FT. .313	WT. FT. .375	WT. FT. .500
½x1	.61	.65	.75	.35	1.03					
¾x1½	.94	1.03	1.18	1.33	1.64					
1x1½	1.05	1.11	1.32	1.49	1.84					
1x2	1.27	1.35	1.60	1.82	2.46					
1½x2½	1.67	1.85	2.11	2.38	2.95					
1x3	1.67	1.85	2.11	2.38	2.95					
1½x3	1.93	2.19	2.45	2.78	3.48					
2x3	1.99	2.38	2.67	3.03	3.76	5.59	7.10			
2x4			3.29	3.67	4.58	6.86	8.80			
2x5			3.86	4.40	5.40	8.14	10.40			
2x6			4.42	4.97	6.22	9.31	12.00			
3x4			3.86	4.40	5.40	8.14	10.40			
3x5			4.42	4.97	6.22	9.31	12.00	14.52	16.84	20.88
3x6			4.99	5.69	7.15	10.58	13.72	16.65	19.39	24.28
4x6			5.55	6.34	8.20	11.90	15.42	18.77	21.94	27.68

ROUND TUBING



SIZE O.D.	WT. FT. 049	WT. FT. 065	WT. FT. 083	WT. FT. 095	WT. FT. 120
INCH	LBS	LBS	LBS	LBS	LBS
3/8	.17	.22	.26		
½	.24	.30	.37		
5/8	.30	.39	.48	.54	
¾	.37	.48	.59	.66	.81
7/8	.42	.56	.70	.79	.97
1	.50	.65	.81	.92	1.13
1¼	.63	.82	1.03	1.17	1.45
1½	.76	1.00	1.26	1.43	1.77
1¾	.89	1.17	1.48	1.68	2.09
2	1.02	1.34	1.70	1.93	2.41
2¼	1.15	1.52	1.92	2.19	2.73
2½	1.28	1.69	2.14	2.44	3.05
2¾	1.41	1.86	2.36	2.69	3.37
3	1.54	2.03	2.59	2.94	3.69

SQUARES HR



SIZE INCHES	WEIGHT P/FOOT POUNDS	WEIGHT 20' BAR
¼"	.2127	4.254
3/8"	.4786	9.572
7/16"	.6514	13.030
½"	.8508	17.020
5/8"	1.329	26.590
¾"	1.914	38.290
7/8"	2.606	52.110
1"	3.403	68.060
1¼"	5.318	106.400
1½"	7.657	153.100
1¾"	10.420	208.400
2"	13.610	272.300

ROUND HR BAR



SIZE INCHES	WEIGHT P/FOOT POUNDS	WEIGHT 20' BAR
3/16"	.094	1.88
¼"	0.167	3.34
5/16"	.261	5.22
3/8"	.376	7.52
7/16"	.511	10.22
½"	.668	13.36
5/8"	1.044	20.88
¾"	1.504	30.07
7/8"	2.064	40.93
1"	2.673	53.46
1-1/8"	3.383	67.66
1¼"	4.176	83.53
1-3/8"	5.953	101.10
1½"	6.014	120.30
1-5/8"	7.058	141.20
1¾"	8.186	163.70
2"	10.690	213.80



Commercial Steel & Tube

TOLL FREE 1-800-227-6290 • (323) 563-3333 • Fax (323) 563-9803

ANGLES BAR SIZE



SIZE - INCHES	WT. FT.	WT. BAR
½ x ½ x 1/8 x 20'	0.38	7.60
¾ x ¾ x 1/8	0.59	11.80
1 x 1 x 1/8	0.80	16.00
1 x 1 x 3/16	1.16	23.20
1 x 1 x ¼	1.49	29.80
1¼ x 1¼ x 1/8	1.01	20.20
1¼ x 1¼ x 3/8	1.48	29.60
1¼ x 1¼ x ½	1.92	38.40
1½ x 1½ x 1/8	1.23	24.60
1½ x 1½ x 3/16	1.80	36.00
1½ x 1½ x ¼	2.34	46.80
1½ x 1½ x 3/8	3.35	67.00
1½ x 1½ x 1/2	4.44	88.80
1¾ x 1¾ x 1/8	2.12	42.40
1¾ x 1¾ x 3/16	2.77	55.40
1¾ x 1¾ x ¼	3.54	70.80
2 x 2 x 1/8	1.65	33.00
2 x 2 x 3/16	2.44	48.80
2 x 2 x ¼	3.19	63.80
2 x 2 x 5/16	3.92	78.40
2 x 2 x 3/8	4.70	94.00
2 x 1½ x 1/8	1.44	28.80
2 x 1½ x 3/16	2.12	42.40
2 x 2½ x ¼	2.77	55.40
2½ x 1½ x 3/16	2.44	48.80
2½ x 1½ x ¼	3.19	63.80
2½ x 2½ x 3/16	3.07	61.40
2½ x 2½ x ¼	4.10	82.00
2½ x 2½ x 5/16	5.00	100.00
2½ x 2½ x 3/8	5.90	118.00
2½ x 2½ x ½	7.70	154.00

CAP OR HAND RAIL



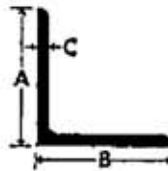
SPECIFICATION	LENGTH	USE WITH	WT. BAR
1621 L.	20'	1' channel	25 Lbs

TEE BARS



SIZE - INCHES	WT. FT.	WT. BAR
¼ x ¼ x 1/8 x 20'	6.10	12.10
1 x 1 x 1/8 x 20'	.850	17.00
1¼ x 1¼ x 1/8 x 20'	1.090	21.80
1½ x 1½ x 3/16 x 20'	1.900	38.00
1½ x 1½ x ¼ x 20'	2.430	48.60
2 x 2 x 3/16 x 20'	2.604	52.00
2 x 2 x ¼ x 20'	3.560	71.20

ANGLES STRUCTURAL



SIZE INCHES	WT. FT.	WT. BAR
3 x 2 x 3/16 x 20'	3.07	61.4
3 x 2 x ¼	4.10	82
3 x 2 x 5/16	5.00	100
3 x 2 x 3/8	5.90	118
3 x 2 x ½	7.70	154
3 x 2½ x 3/16	3.40	68
3 x 2½ x ¼	4.50	90
3 x 2½ x 5/16	5.60	112
3 x 2½ x 3/8	6.60	132
3 x 2½ x ½	8.50	170
3 x 3 x 3/16	3.71	74.2
3 x 3 x ¼	4.90	98
3 x 3 x 5/16	6.10	122
3 x 3 x 3/8	7.20	144
3 x 3 x ½	8.40	188
3½ x 3½ x ¼	5.80	116
3½ x 3½ x 3/8	8.50	170
3½ x 3½ x ½	11.10	222
4 x 3 x ¼	5.80	116
4 x 3 x 3/8	8.50	170
4 x 3 x ½	11.10	222
4 x 4 x ¼	6.6	132
4 x 4 x 3/8	9.8	196
4 x 4 x ½	12.8	256
5 x 3 x ¼	6.6	132
5 x 3 x 5/16	8.2	164
5 x 3 x 3/8	9.8	196
5 x 3 x ½	12.8	256
5 x 3½ x ¼	7.0	140
5 x 3½ x 3/8	10.4	208
5 x 5 x 5/16	10.3	206
5 x 5 x 3/8	12.3	146
5 x 5 x ½	16.2	324
6 x 4 x 3/8	12.3	246
6 x 6 x 3/8	14.9	298
6 x 6 x ½	19.6	392
7 x 4 3/8	13.6	272
7 x 4 x ½	17.9	358
8 x 4 x ½	19.6	392
8 x 4 x ¾	28.7	574
8 x 6 x ½	23.0	460
8 x 8 x ½	26.4	528

CHANNELS - BAR SIZE



SIZE INCHES	WT. FT.	WT. BAR
1 x ½ x 1/8 x 20'	.84"	16.8 Lbs
1¼ x ½ x 1/8 x 20'	1.00	20.0
1½ x ½ x 1/8 x 20'	1.12	22.04
1½ x ¾ x 1/8 x 20'	1.17	23.4
2 x 1 x 1/8 x 20'	1.43	28.6
2 x 9/16 x 3/16 x 20'	1.76	35.2
2 x 1 x 1/8 x 20'	1.78	35.6
2 x 1 x 3/16 x 20'	2.57	51.4

CHANNELS STRUCTURAL



SIZE - WT. FT.	DEPTH INCHES	WIDTH INCHES FLANGE	THICKNESS INCHES WEB	WT. 20' BAR
3" x 4.1 LB.	3	1.410"	.170"	82 Lbs.
3" x 5.0	3	1.498	.258	100
3" x 6.0	3	1.596	.356	120
4" x 5.4	4	1.580	.180	198
4" x 6.25	4	1.647	.247	125
4" x 7.25	4	1.720	.320	145
5" x 6.7	5	1.750	.190	134
5" x 9.0	5	1.885	.325	180
6" x 8.2	6	1.92	.200	164
6" x 10.5	6	2.034	.314	210
6" x 13.0	6	2.157	.437	260
7" x 9.8	7	2.0990	.210'	196
7" x 12.15	7	2.194	.314	245
8" x 11.5	8	2.260	.220	230
8" x 13.75	8	2.348	.303	275
9" x 13.4	9	2.430	.230	268
9" x 15.0	9	2.485	.285	300
10 x 15.3	10	2.600	.240	306
10 x 20.0	10	2.739	.379	400
12 x 20.7	12	2.940	.280	414
12 x 25.0	12	3.047	.387	500
15 x 33.9	15	3.400	.400	678



Commercial Steel & Tube

TOLL FREE 1-800-227-6290 • (323) 563-3333 • Fax (323) 563-9803

COLD ROLLED - HOT ROLLED SHEETS

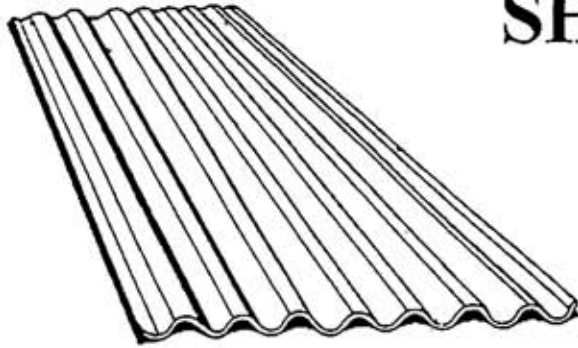
GAUGE	WIDTH AND LENGTH	ESTIMATED WT. LBS. PER SHEET						
28 GA. (0.625 LB) SQ. FT.	36 x 120	18.75		120	87.50	120	262.50	
				144	105.00	144	315.00	
	26 GA. (0.75 LB) SQ. FT.	36 x 96	18.00	48 x 96	80.00	192	420.00	
		120	22.50	120	100.00	240	525.00	
				144	120.00	84 x 120	306.25	
				240	200.00	144	367.50	
	24 GA. (1.0 LB) SQ. FT.	36 x 96	24.00	54 x 120	112.50	11 GA. (5.0 LB) SQ. FT.	24 x 96	80.00
		42 x 96	21.00	60 x 96	100.00		120	100.00
		120	26.25	120	125.00		144	120.00
		48 x 96	24.00	144	150.00		36 x 96	120.00
120		30.00	14 GA. (3.125 LB) SQ. FT.	24 x 96	50.00		120	150.00
			120	62.50		144	180.00	
			144	75.00		48 x 96	160.00	
			30 x 96	62.50		120	200.00	
			120	78.13		144	240.00	
			144	93.75		240	400.00	
22 GA. (1.25 LB) SQ. FT.	30 x 120	31.25	36 x 96	75.00		60 x 96	200.00	
	36 x 96	30.00	120	93.75		120	250.00	
	48 x 96	40.00	144	112.50		144	300.00	
	120	50.00	42 x 96	87.50		240	500.00	
	144	60.00	120	109.38		72 x 96	240.00	
20 GA. (1.50 LB) SQ. FT.	30 x 96	30.00	144	131.25		120	300.00	
	120	37.50	48 x 96	100.00		144	360.00	
	36 x 96	36.00	120	125.00		240	600.00	
	120	45.00	144	150.00	10 GA. (5.625 LB) SQ. FT.	24 x 96	90.00	
	144	54.00	240	250.00		120	112.50	
	156	58.50	54 x 96	112.50		144	135.00	
	42 x 120	52.50	120	140.63		30 x 96	112.50	
	144	63.00	60 x 96	125.00		120	140.63	
	48 x 96	48.00	120	156.25		144	168.75	
	120	60.00	144	187.50		36 x 96	135.00	
144	72.00	240	312.50		120	168.75		
18 GA. (2.0 LB) SQ. FT.	60 x 120	75.00	72 x 120	187.50		144	202.50	
	144	90.00	144	225.00		240	337.50	
	24 x 96	32.00	240	375.00		42 x 96	157.50	
	120	40.00	36 x 120	112.50		120	196.88	
	30 x 96	40.00	48 x 120	150.00		144	236.25	
	120	50.00	12 GA. (4.375 LB) SQ. FT.	24 x 96	70.00		48 x 96	180.00
	144	60.00		120	87.50		120	225.00
	36 x 96	48.00		144	105.00		144	270.00
	120	60.00		30 x 96	87.50		240	450.00
	144	72.00		120	109.38		60 x 96	225.00
16 GA. (2.5 LB) SQ. FT.	42 x 96	56.00	144	131.25		120	281.25	
	120	70.00	36 x 96	105.00		144	337.50	
	48 x 96	64.00	120	131.25		192	450.00	
	120	80.00	144	157.50		240	562.50	
	144	96.00	2 x 96	122.50		72 x 96	270.05	
	24 x 96	40.00	120	153.13		120	337.50	
	108	45.00	48 x 96	140.00		144	405.07	
	120	50.00	120	175.00		240	675.00	
	132	55.00	144	210.00	7 GA. (5.625 LB) SQ. FT.	24 x 96	120.00	
	144	60.00	240	350.00		120	150.00	
30 x 96	50.00	54 x 96	157.50		144	180.00		
120	62.50	120	196.85		36 x 120	225.00		
144	75.00	60 x 96	175.00		48 x 96	240.00		
36 x 96	60.00	120	218.75		120	300.00		
120	75.00	144	262.50		144	360.00		
144	9.00	192	350.00		192	480.00		
42 x 96	70.00	240	437.50		240	600.00		
		72 x 96	210.00		60 x 96	300.00		
					120	375.00		
					72 x 120	450.00		



Commercial Steel & Tube

TOLL FREE 1-800-227-6290 • (323) 563-3333 • Fax (323) 563-9803

GALVANIZED CORRUGATED SHEET




GAUGE DECIMAL	SHEET SIZE	LBS LIN.FT	DEPTH	FINISH
UTILITY	26½" w x 8'	1.5	½"	GALV.
28 GA.	10'	1.8	½"	OR
26 GA.	12'	2.1	½"	GALV.
24 GA.		2.7	½"	PAINTED



GALVANIZED SHEETS

GAUGE	WT. SQ. FT.	SIZE EACH GAUGE
28 GA.	.781 LBS.	36 x 96
26	.906	120
24	1.156	48 x 96
22	1.406	120
20	1.656	144
18	2.156	60 x 96
16	2.656	120
14	3.281	144
12	4.531	
10	5.781	

I BEAMS



SIZE • WT. FT.	FLANGÉ	WEB	WT.20' BAR
S 3" x 5.7 Lbs.	2.330	.170	114 Lbs.
S 3 x 7.5	2.509	.349	150
S 4 x 7.7	2.660	.190	154
S 4 x 9.5	2.796	.326	190
S 5 x 10.0	3.0	.210	200
S 5 x 14.75	3.284	.494	295
S 6 x 12.5	3.330	.230	250
S 6 x 12.25	3.565	.465	345
S 7 x 15.3	3.660	.250	306
S 7 x 20.0	3.860	.450	400
S 8 x 18.4	4.0	.270	368
S 8 x 23.0	4.171	.441	460
S10 x 25.4	4.660	.310	508
S10 x 35.0	4.944	.594	700
S12 x 31.8	5.0	.350	636
S12 x 35.0	5.078	.428	700

ROUND REINFORCING BARS

Deformed - Grade 40
Stock Lengths 20' 30' and 40'



BAR DESIGNATION NUMBER	SIZE IN INCHES	Estimated - Weight, Lbs.			
		PER FOOT	20' BAR	30' BAR	40' BAR
3	¾	.376	7.52	11.28	15.04
4	½	.668	13.36	20.04	26.72
5	¾	1.043	20.86	31.29	41.72
6	¾	1.502	30.04	45.06	60.08
7	¾	2.044	40.88	61.32	81.76
8	1	2.670	53.40	80.10	106.80



Commercial Steel & Tube

TOLL FREE 1-800-227-6290 • (323) 563-3333 • Fax (323) 563-9803

HOT ROLLED STRIP



SIZE	WT. FT.	WT. BAR
1/8		
x 1/2 x 20'	.2127	4.254
3/4	.3191	6.381
1	.4254	8.508
1 1/4	.5318	10.64
1 1/2	.6381	12.76
1 3/4	.7445	14.89
2	.8508	17.02
2 1/4	.9572	19.14
2 1/2	1.064	21.27
2 3/4	1.170	23.40
3	1.276	25.52
3 1/2	1.489	29.78
4	1.702	34.03
4 1/2	1.914	38.29
5	2.127	42.54
6	2.552	51.05
8	3.403	68.06
10	4.254	85.08
12	5.105	102.1

3/16		
x 1/2 x 20'	.3191	6.381
3/4	.4786	9.572
1	.6381	12.76
1 1/4	.7976	15.95
1 1/2	.9572	19.14
1 3/4	1.117	22.33
2	1.276	25.52
2 1/4	1.436	28.71
2 1/2	1.064	21.27
2 3/4	1.595	31.41
3	1.914	38.29
3 1/2	2.233	44.67
4	2.552	51.05
4 1/2	2.871	57.43
5	3.191	63.81
6	3.829	76.57
8	5.105	102.1
10	6.381	127.6
12	7.657	153.1

HOT ROLLED FLAT



SIZE	WT. FT.	WT. BAR
1/4		
x 1/2 x 20'	.4254	4.254
3/4	.6381	6.381
1	.8508	17.02

..... HOT ROLLED FLAT



SIZE	WT. FT.	WT. BAR
1 1/4	1.064	21.27
1 1/2	1.276	25.52
1 3/4	1.489	29.78
2	1.702	34.03
2 1/4	1.914	38.29
2 1/2	2.127	42.54
3	2.552	51.05
3 1/2	2.478	59.56
4	3.403	68.06
4 1/2	3.829	75.57
5	4.254	85.08
6	5.105	102.1
8	6.806	136.1
10	8.510	170.2
12	10.21	204.2

5/16		
x 1 x 20'	1.064	21.27
1 1/4	1.329	26.59
1 1/2	1.595	31.91
2	2.127	42.54
2 1/4	2.393	47.86
2 1/2	2.659	53.18
3	3.191	63.81
3 1/2	3.722	74.45
4	4.254	85.08
5	5.318	106.4
6	6.381	127.6
10	10.63	212.6
12	12.76	255.2

3/8		
x 3/4 x 20'	.9572	19.14
1	12.76	25.52
1 1/4	1.595	31.91
1 1/2	1.595	31.91
1 3/4	2.233	44.67
2	2.552	51.05
2 1/4	2.871	57.43
2 1/2	3.191	63.81
2 3/4	3.510	70.91
3	3.829	76.57
3 1/2	4.467	89.33
4	5.105	102.1
4 1/2	5.743	114.9
5	6.381	127.6
6	7.657	153.1
7	8.933	178.7
8	10.21	204.2
10	12.76	255.2
12	15.31	306.2

1/2		
x 3/4 x 20'	12.76	25.52
1	1.702	34.03

..... HOT ROLLED FLAT



SIZE	WT. FT.	WT. BAR
1 1/4	2.127	42.54
1 1/2	2.552	51.05
1 3/4	2.871	57.43
2	3.403	68.06
2 1/4	3.829	76.57
2 1/2	4.254	85.08
2 3/4	4.679	93.59
3	5.105	102.1
3 1/2	5.956	119.1
4	6.806	136.1
5	8.508	170.2
6	10.21	204.2
7	11.91	238.2
8	13.61	204.2
10	17.02	340.4
12	20.42	408.4

5/8		
x 1 x 20'	2.127	42.54
1 1/4	2.659	53.18
1 1/2	3.181	63.81
2	4.254	85.08
2 1/2	5.318	106.4
3	6.381	127.6
3 1/2	7.445	148.9
4	8.508	170.2
5	10.64	212.7
6	12.76	255.2
7	14.89	297.8
8	17.02	340.3

3/4		
x 1 x 20'	2.552	51.05
1 1/2	3.829	76.57
2	5.105	102.1
2 1/2	6.381	127.6
3	7.657	153.1
3 1/2	8.933	178.7
4	10.21	204.2
5	12.76	255.2
6	15.31	306.2
7	17.87	357.3
8	20.42	408.4

1		
x 1 1/2 x 20'	5.105	102.1
2	6.806	136.1
2 1/2	8.508	170.2
3	10.21	204.2
3 1/2	11.91	238.2
4	13.61	204.2
5	17.02	340.4
6	20.42	408.4
7	23.82	476.4
8	27.23	544.5



Commercial Steel & Tube

TOLL FREE 1-800-227-6290 • (323) 563-3333 • Fax (323) 563-9803